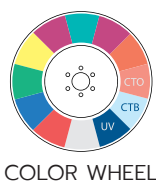
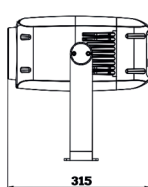
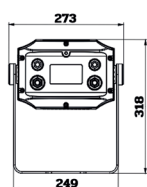


NERO

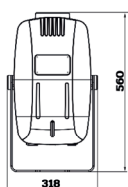


COLOR WHEEL

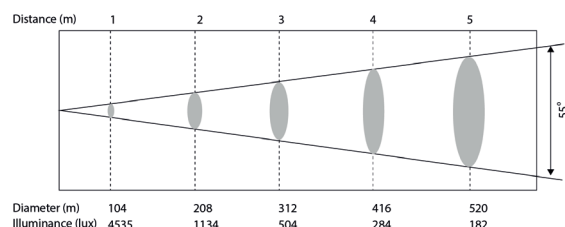
60W / 100W MODEL



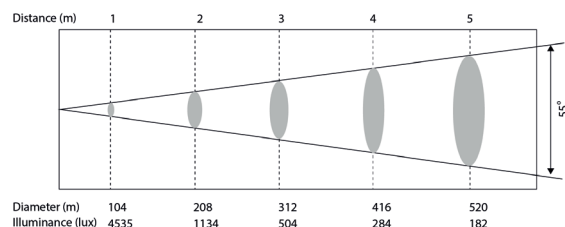
200W MODEL



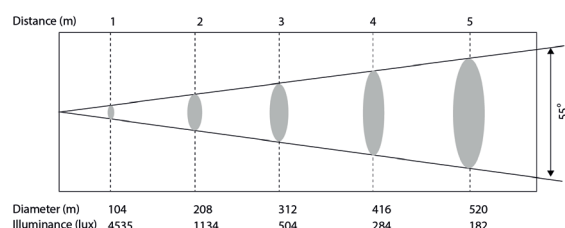
FULL 60W (STATIC)



FULL 100W (STATIC)



FULL 200W (STATIC)



LED WATER PROJECTOR SURFACE TYPE

- Option for 60W 100W 200W
- Water Effect, Color Wheel
- Outdoor

APPLICATIONS

Exhibition, Museum, Events, Club, Bar, Restaurant, Hotel, Mall, Architecture Outdoor



LED



WHITE



FIX BEAM



FOCUS



WATER
EFFECT



DMX512



STAND
ALONE



IP 65

SPECIFICATIONS

| | |
|----------------------------|---|
| Housing : | Aluminium |
| Finishing : | Grey, Black |
| Power Consumption : | 220W |
| Operating Voltage : | 100-240 V AC, 50-60 Hz |
| Power Connection : | Cable Connector IP |
| Signal Connection : | Signal Connector IP |
| IP Ratings : | 65 |
| Weight (kg) : | 9.8 kg (60W, 100W) 12 kg (200W) |
| Size (WxHxD) : | 398 x 273 x 165 mm (60W, 100W) 231 x 172 x 187 mm (200W) |
| Source : | LED-white-(60W/100W/200W) |
| Lamp Color : | 7500K + 1 color wheel |
| Beam Angle : | 35°, 55°, 80°, (60, 100W), 35°, 45°, 60°, (200W), |
| Control Gear : | Built-in driver |
| Control Mode : | DMX512, Stand-alone |
| Effect : | Dimmer, Strobe, Color Wheel, Water Wheel |
| DMX Channels : | 6, 7 CH |
| Accessories : | Safety Sling (Include), Barndoor (Not Include) |